

●

**SMALL GROUP
LEADER
JOURNAL
FOR TEEN GIRL
MINISTRY**

●

Sample Version

**Please do not use contents
unless you purchase print
book or PDF license**

Small Group Leader Journal for Teen Girl Ministry (Sample Version)

© 2023 by Bethel Grove

All rights reserved. No part of this publication may be reproduced or transmitted. The only exception is for brief quotations in printed reviews. Any further inquiries about permissions and licenses should be sent to contact@bethelgrove.com

HOW TO USE THIS JOURNAL

Let's face it - leading a group of teen girls through a discussion can be quite the challenge! It often seems like they want to do everything *but* have a meaningful discussion. For us as small group leaders, it can be a struggle to balance both spontaneity and organization when it comes to small group time. Some of us struggle to have the time to invest into preparing for lesson or discussion time each week. Others of us easily get derailed from the plans we make when the discussion gets off track. To help with these struggles, this small group leader journal is designed to help you make your small group time a little more organized so you can hopefully better serve your students as their leader.

For each week, there are a total of 4 pages for you to fill out:

Page 1: The Lesson

Page 2: Discussion Time

Page 3: Prayer Requests

Page 4: Personal Wrap Up

Page 1 is pretty straightforward. You can use it take notes during the lesson time that will help you during your group discussion, including questions you can ask your girls and main takeaways or challenges the speaker gives that the students can act on.

Page 2 is based on a group discussion template. To help guide your discussion, especially if you don't have discussion questions available, there are four steps you can take the move discussion forward:

- **Check-In** - Find creative ways to "check-in" with your girls to see how they are doing - personally and emotionally. You can also do an ice breaker question to help everyone get to know each other better. Writing down the question you will ask before you start will help make the transition into discussion time seamlessly.
- **Lesson** - Discuss the girls' observations and insights from the teaching
- **Scripture** - Reread the main Scripture from the teaching as a group and discussion observations and insights from the passage
- **Call to Action** - Identify at least one way that the girls can take action on what they learned

Page 3 is also pretty straightforward. Keeping track of students' prayer requests can be one of the hardest things to do during discussion

time, especially if your group is large. This page gives you a place to keep track of all of them so you can be intentional about praying over them during the next week or more.

Page 4 is a page you can fill out after your meeting and is meant to help you keep track of things you need to remember for the next meeting, including if you have new girls in your group, any prayer requests you need to spend extra time praying over, ways you can encourage your girls, and reminders of anything you need to do before your next meeting.

I hope these tools will be helpful as you lead your girls through meaningful discussions.

Bethel Grove

Fellow Youth Worker

Note for Sample Version – First of all, please note that the final product is a little over 200 pages, containing the next four pages of this sample 50 times, which should be more than enough to cover a full year of small group time. Second, if you believe this to be a quality resource you would recommend to other youth or teen girl ministries, please consider leaving a review on Amazon and telling others about it. It would go a long way in getting this resource into the hands of those that need it and supporting the work of creating youth ministry resources like this one. Thanks

THE LESSON

DATE _____

LESSON TITLE/TOPIC

MAIN SCRIPTURE(S)

QUESTIONS FOR DISCUSSION TIME

MAIN TAKEAWAY(S) FROM LESSON

Please purchase print book or PDF license to use

DISCUSSION TIME

DATE _____

CHECK IN/ICE BREAKER

WHAT DID THE SPEAKER TALK ABOUT?

WHAT DOES THIS PASSAGE OF SCRIPTURE TEACH US?

HOW CAN WE PRACTICE WHAT WE LEARNED IN THIS LESSON?


Please purchase print book or PDF license to use

PRAYER REQUESTS

DATE _____

NAME

PRAYER REQUEST



Please purchase print book or PDF license to use

PERSONAL WRAP-UP


DATE _____

NEW GIRLS

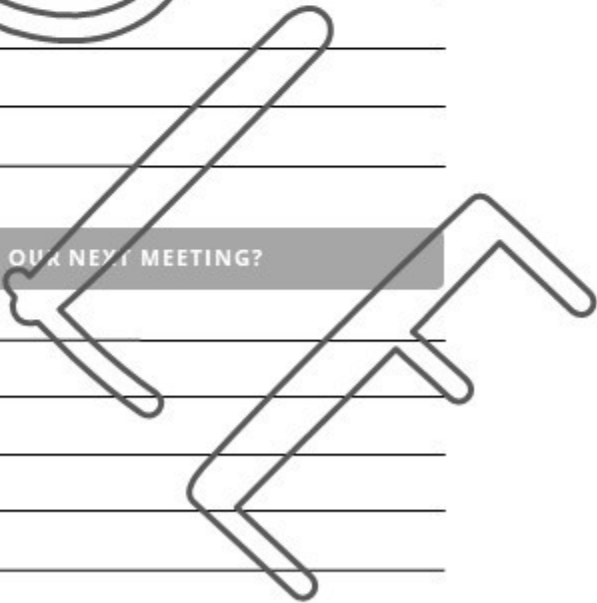

GIRLS I NEED TO PRAY FOR THIS WEEK



HOW CAN I ENCOURAGE MY GIRLS THIS WEEK?



IS THERE ANYTHING ELSE I NEED TO DO BEFORE OUR NEXT MEETING?



Please purchase print book or PDF license to use





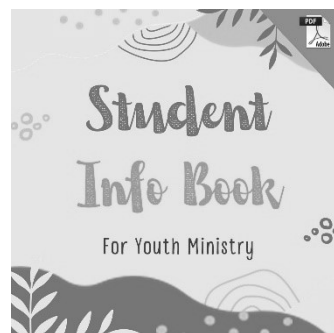
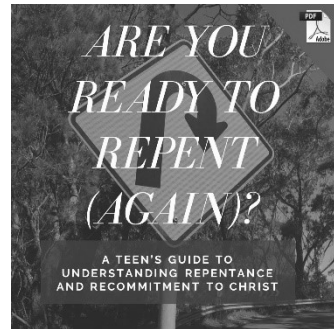
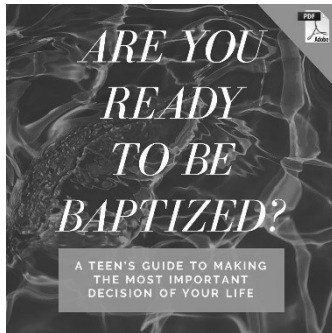
Interested in using this journal for your youth group or church?



Group licenses for PDF downloads and bulk ordering discounts for print books are available.

For more information, email Bethel at simplyyouthministry155@gmail.com

Other Youth Ministry Resources Available



Find these resources and more at
simplyyouthministry.org

Did you find this resource useful?

Then consider sharing about it!

- Write a review for retail sites, especially Amazon. This will help other students and youth ministries find it in internet searches
- Share it with other youth ministers, youth leaders, and even students who can spread the word. If you have connections with other churches who could use it, make sure they know about it
- Share about it on social media to those who might use it. Use the hashtag #youthministryresource and tag @authorbethelgrove or @simpleyouthministry
- Visit simpleyouthministry.org to see if there are any other resources you would consider purchasing