

This Journal Belongs To:

**Youth Leader
Journal for
Church Camp**

Sample Version

**Please do not use contents
without purchasing print
book or PDF license**

Youth Leader Journal for Church Camp (Sample Version)

© 2024 by Bethel Grove

All rights reserved. No part of this publication may not be reproduced or transmitted without permission from the author.

Any inquiries about permissions and licenses should be sent to contact@bethelgrove.com

Sample

How to Use This Journal

If you're like me, you love church camp and youth group activities, even as a youth leader. But with so much going on before and during camp, it can be hard to keep track of the messages for discussion and the memories you make. To help make this easier, this journal is designed to help you do both. You will have space to write notes and structure to help you lead discussion. It will also give you to write some of your memories. My hope is that this journal will help you lead your students through their camp experience and allow you to enjoy camp too. Have fun! And have a s'more for me.

Bethel Grove

Friend and Youth Ministry Volunteer

Note about Sample Version:

This sample is formatted to the PDF version of this resource. If you order a print journal in a smaller size, it will impact the number of blanks and the spacing of the lines.

If you are ordering a custom version, you will be able to add, subtract, or change anything in this setup to meet the needs of your church camp experience.

If you have any questions or concerns, please let me know

Before Camp

Date: _____

What I Need to Pack:

- _____
- _____
- _____
- _____
- _____
- _____
- _____
- _____
- _____
- _____
- _____
- _____
- _____
- _____
- _____
- _____
- _____
- _____
- _____
- _____
- _____

SAMPLE

What I Am Looking Forward to the Most About Camp:

Activities I Am Most Excited About During Camp:

Details I Need to Remember for the Week:

Arrival / Day 1

Date: _____

What the Students Did Today:

Lined writing area with 20 horizontal lines. A large, light gray watermark reading "Sample" is oriented diagonally across the page.

Lesson Time

Speaker's Name: _____

Message Name: _____

Main Scripture(s): _____

Notes: _____

Main Takeaways: _____

Sample

Day 2

Date: _____

What The Students Did This Morning: _____

SAMPLE

Lesson Time

Speaker's Name: _____

Message Name: _____

Main Scripture(s): _____

Notes: _____

Main Takeaways: _____

Sample

Discussion Time

Ice Breaker:

What Did the Speaker Talk About?

What Do the Scripture(s) In This Message Teach Us?

Evening

What The Students Did The Rest of the Day: _____

Sample

Lesson Time

Speaker's Name: _____

Message Name: _____

Main Scripture(s): _____

Notes: _____

Main Takeaways: _____



Day 3

Date: _____

What The Students Did This Morning: _____

Sample

Lesson Time

Speaker's Name: _____

Message Name: _____

Main Scripture(s): _____

Notes: _____

Main Takeaways: _____



Discussion Time

Ice Breaker:

What Did the Speaker Talk About?

What Do the Scripture(s) In This Message Teach Us?



Lesson Time

Speaker's Name: _____

Message Name: _____

Main Scripture(s): _____

Notes: _____

Main Takeaways: _____

Sample

Discussion Time

Ice Breaker:

What Did the Speaker Talk About?

What Do the Scripture(s) In This Message Teach Us?



Day 4

Date: _____

What The Students Did This Morning: _____

Sample

Lesson Time

Speaker's Name: _____

Message Name: _____

Main Scripture(s): _____

Notes: _____

Main Takeaways: _____

Sample

Discussion Time

Ice Breaker:

What Did the Speaker Talk About?

What Do the Scripture(s) In This Message Teach Us?

Lesson Time

Speaker's Name: _____

Message Name: _____

Main Scripture(s): _____

Notes: _____

Main Takeaways: _____

Sample

How Can We Practiced What We Learned In This Message?

Lined area for writing answers to the first question.

Prayer Requests/Student Needs:

Lined area for writing prayer requests and student needs.

SAMPLE

Day 5

Date: _____

What The Students Did This Morning: _____

Sample

Lesson Time

Speaker's Name: _____

Message Name: _____

Main Scripture(s): _____

Notes: _____

Main Takeaways: _____

Sample

Discussion Time

Ice Breaker:

What Did the Speaker Talk About?

SAMPLE

What Do the Scripture(s) In This Message Teach Us?

Evening

What The Students Did The Rest of the Day: _____

SAMPLE

Lesson Time

Speaker's Name: _____

Message Name: _____

Main Scripture(s): _____

Notes: _____

Main Takeaways: _____

Sample

Discussion Time

Ice Breaker:

What Did the Speaker Talk About?

What Do the Scripture(s) In This Message Teach Us?

Sample

Day 6/Trip Home

Date: _____

What The Students Did This Morning: _____

SAMPLE

Lesson Time

Speaker's Name: _____

Message Name: _____

Main Scripture(s): _____

Notes: _____

Main Takeaways: _____



After Camp

My Best Memory from Camp This Year Is: _____

My Funniest Memory from Camp Is: _____

Students or Adult Leaders I Met: _____

SAMPLE

Did Any Students Make Decisions for Christ During Camp?

My Main Takeaways from Camp Are:

Prayer Requests I Want to Continue Praying For:

Other Notes

Sample

Sample

Sample

Sample

Sample

Sample

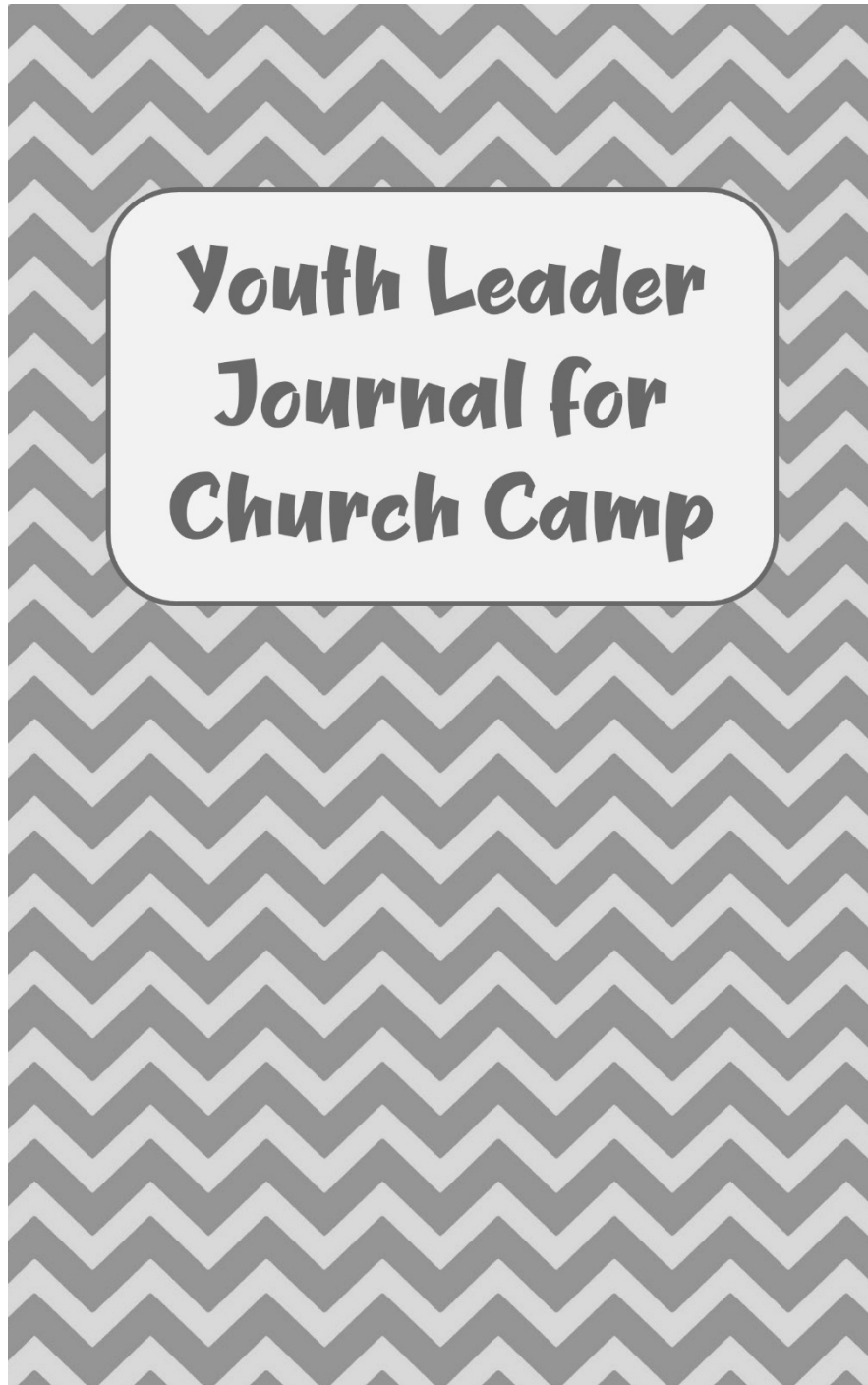
Sample

Sample

Sample

Sample




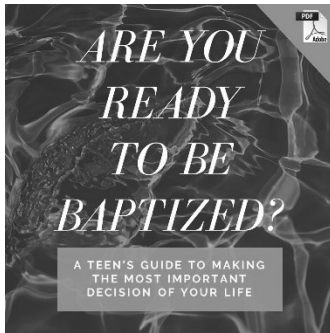
**Interested in using this journal
for your youth group or church camp?**



Group licenses for PDF versions, bulk ordering discounts, and customizable options are available.

For more information, email Bethel at contact@bethelgrove.com

Other Youth Ministry Resources Available



Find these resources and more at
simplyyouthministry.org

Did you find this resource useful? Then consider sharing about it!

- Write a review for retail sites, especially Amazon. This will help other students and youth ministries find it in internet searches
- Share it with other youth ministers, youth leaders, and even students who can spread the word. If you have connections with other churches who could use it, make sure they know about it
- Share about it on social media to those who might use it. Use the hashtag #youthministryresource and tag @authorbethelgrove or @simpleyouthministry
- Visit simpleyouthministry.org to see if there are any other resources you would consider purchasing